

Alpha Assessments

The Teacher Experience

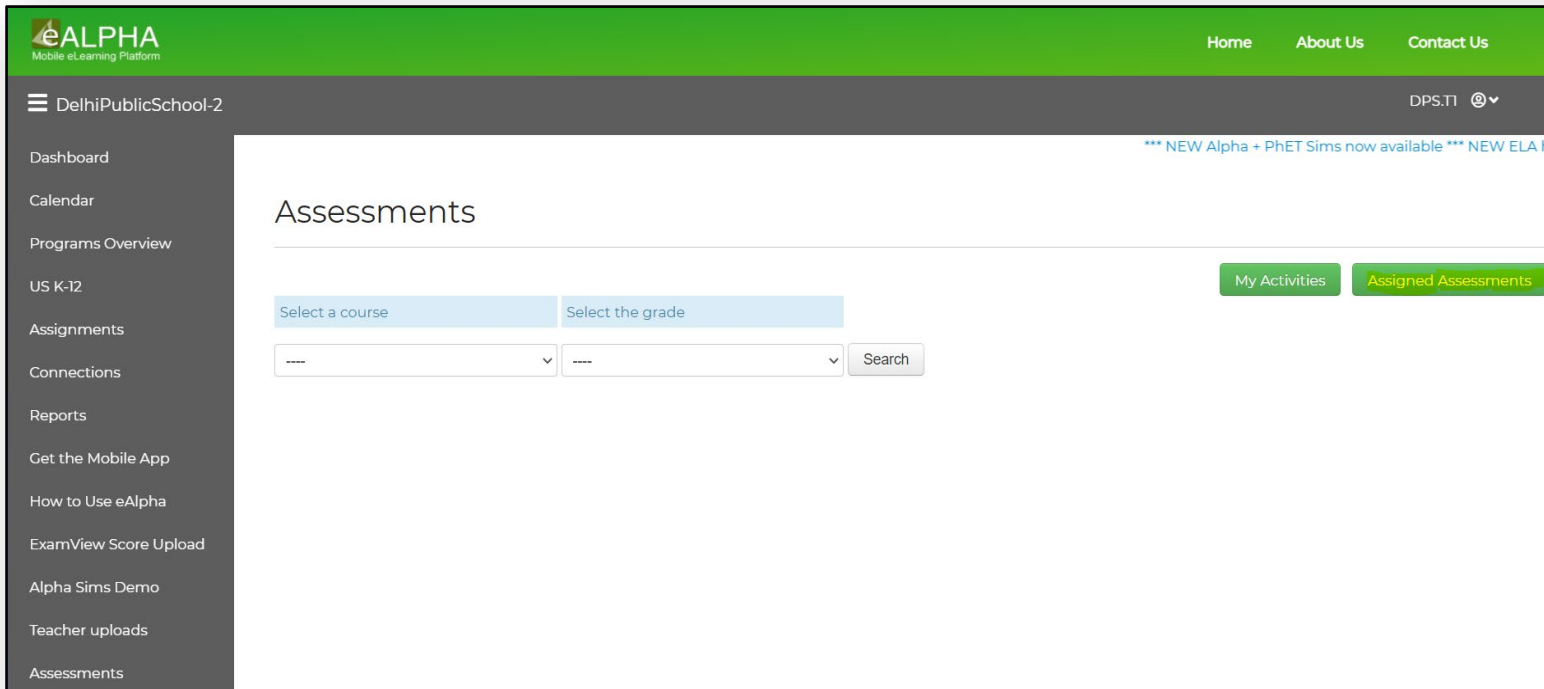




How do I view or assign an assessment?

To Assign an Assessment...

- Select your course.
- Select your grade.



The screenshot displays the eALPHA Mobile eLearning Platform interface. The top navigation bar is green with the eALPHA logo and the text "Mobile eLearning Platform". The main header is dark grey with "DelhiPublicSchool-2" and "DPS.TI" with a dropdown arrow. The left sidebar contains a menu with items: Dashboard, Calendar, Programs Overview, US K-12, Assignments, Connections, Reports, Get the Mobile App, How to Use eAlpha, ExamView Score Upload, Alpha Sims Demo, Teacher uploads, and Assessments. The main content area is titled "Assessments" and features two tabs: "My Activities" and "Assigned Assessments". Below the tabs are two dropdown menus labeled "Select a course" and "Select the grade", followed by a "Search" button. A blue banner at the top of the main content area reads: "*** NEW Alpha + PhET Sims now available *** NEW ELA hi".

- Teachers can click on the assessment to view it.
- Teachers can click on the assessment to assign it.

Assign to a class or a student or group of students an assessment...



The screenshot shows the eALPHA Mobile eLearning Platform interface. The top navigation bar is green with the eALPHA logo and 'Mobile eLearning Platform' text. On the right, there are links for 'Home', 'About Us', and 'Contact Us'. Below the navigation bar, the user is logged in as 'DelhiPublicSchool-2' and 'DPS.TI'. A sidebar on the left contains a menu with options: Dashboard, Calendar, Programs Overview, US K-12, Assignments, Connections, Reports, Get the Mobile App, How to Use eAlpha, ExamView Score Upload, Alpha Sims Demo, Teacher uploads, and Assessments. The main content area is titled 'Assessments' and features a 'Back' button. Below this, the assessment title 'Literature Grade 8 Unit 1 Quiz Week 1' is displayed. There are fields for 'Choose Category:' (set to 'Students'), 'Start Date:' (18/01/2021), and 'Due Date:' (26/01/2021). Two class selection boxes are visible: 'Class : 1A' and 'Class : 8A'. Under 'Class : 8A', there are four checkboxes: 'DPS.S6, DPS.S6', 'DPS.S7, DPS.S7', 'DPS.S8, DPS.S8', and 'DPS.S5, DPS.S5' (which is checked). A blue 'Assign' button is located at the bottom right of the main content area.



How are activities organized on eAlpha?



What are some of the teacher tools?

Teachers can assign and score in eAlpha



eAlpha is our Learning Management System.

- Interactive student pages and practice pages.
- Downloadable PDFs of components.
- And NOW, Alpha Assessments Powered by Learnosity!

The screenshot shows the eAlpha web interface. On the left is a dark sidebar menu with items: Calendar, Programs Overview, US K-12, News Blog, Assignments (with a pink notification bubble containing the number 1), Connections, Reports, Reports VI, Quiz, Get the Mobile App, How to Use eAlpha, ExamView Score Upload, Games, Assessments, and Teacher uploads. The main content area has a header banner for 'eAlpha Mobile eLearning Platform' with the text 'The ultimate guide to the NEW eAlpha platform' and a 'Click here' button. Below the banner is the 'Assessments' section. It features two dropdown menus: 'Select a course' (set to 'Alpha Math') and 'Select the grade' (set to 'Grade 1'). There are 'Search' and 'Advance Search' buttons. A green button labeled 'Assigned Assessments' is in the top right of this section. Below is a table with the following data:

| # | Activity Name | Created date | Actions |
|---|---------------|--------------|---------|
| 1 | Test A | 09-16-2020 | Assign |

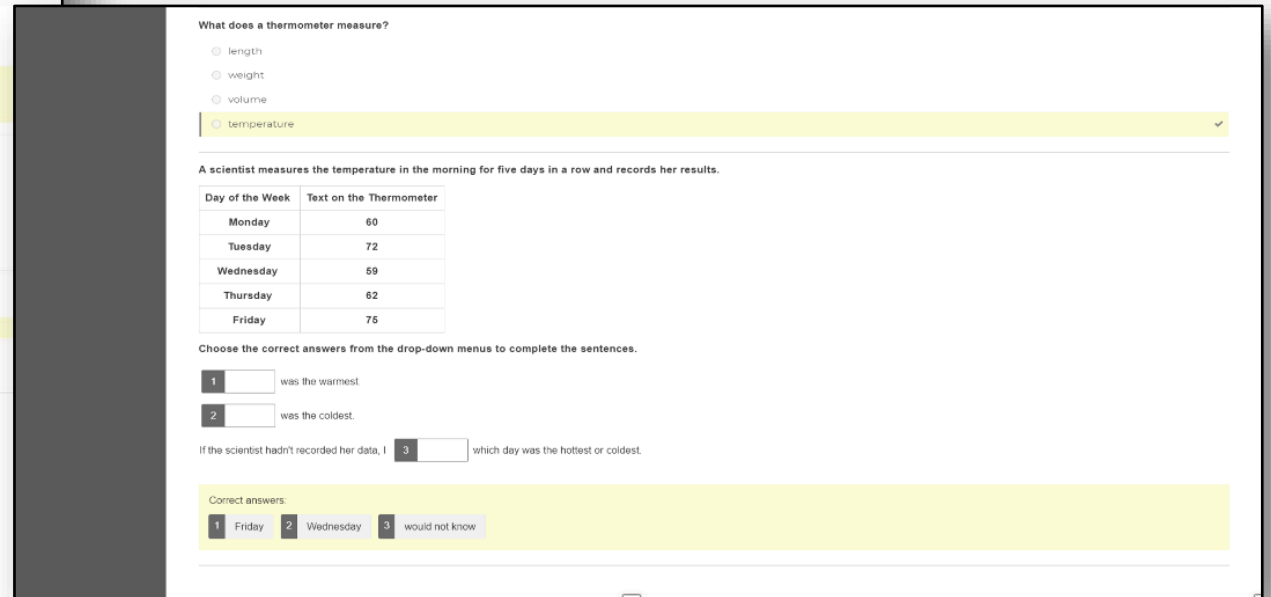
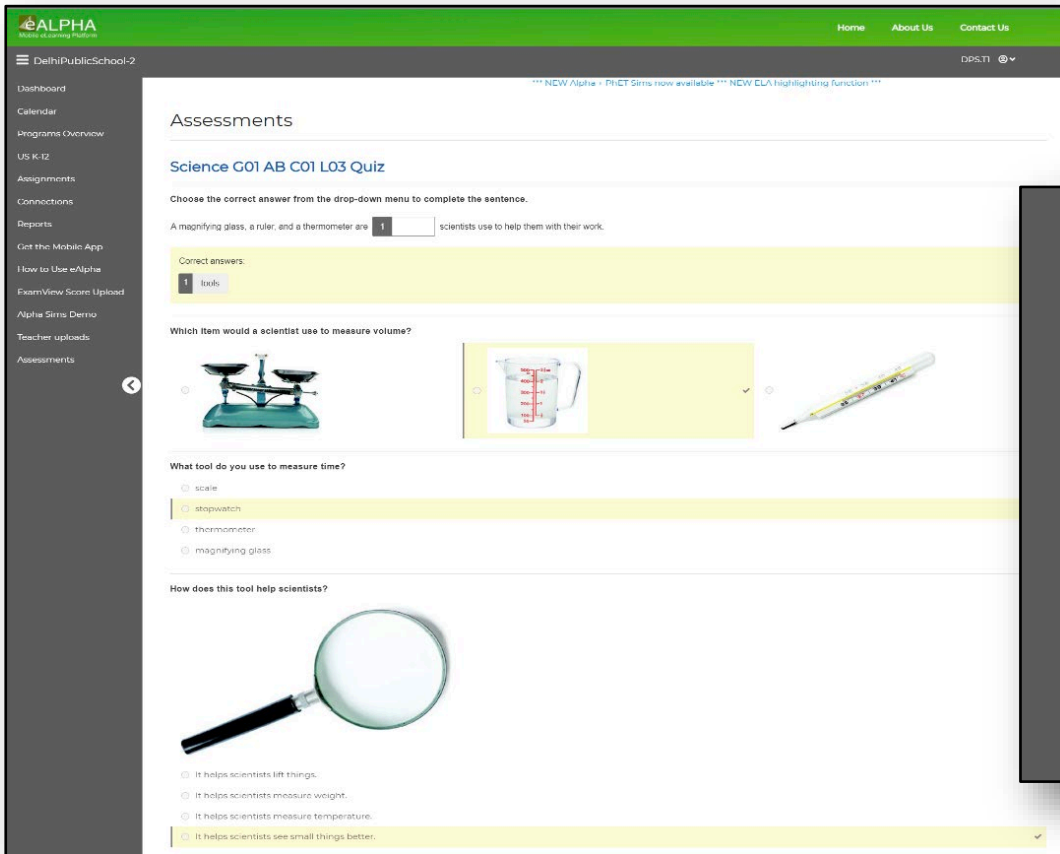
Assigned Assessments

Back

1 2 >

| # | Activity Name | Subject | Grade | Start Date | Due Date | Assigned Date | Actions |
|----|--|------------|---------|------------|------------|---------------|------------------------------|
| 1. | Math G04 AB C03 L01 Quiz | Alpha Math | Grade 4 | 11-03-2020 | 11-11-2020 | 11-03-2020 | Show Details |
| 2. | Math G04 AB C03 L01 Quiz | Alpha Math | Grade 4 | 11-02-2020 | 11-04-2020 | 11-02-2020 | Show Details |
| 3. | Math G04 AB C03 L01 Quiz | Alpha Math | Grade 4 | 10-29-2020 | 10-31-2020 | 10-29-2020 | Show Details |
| 4. | Math G03 AB C01 L01 Quiz | Alpha Math | Grade 3 | 10-29-2020 | 10-30-2020 | 10-28-2020 | Show Details |
| 5. | Math G03 AB C01 L01 Quiz | Alpha Math | Grade 3 | 10-28-2020 | 10-28-2020 | 10-28-2020 | Show Details |

To see the answers, click the Activity Name



What does a thermometer measure?

- length
- weight
- volume
- temperature

A scientist measures the temperature in the morning for five days in a row and records her results.

| Day of the Week | Text on the Thermometer |
|-----------------|-------------------------|
| Monday | 60 |
| Tuesday | 72 |
| Wednesday | 59 |
| Thursday | 62 |
| Friday | 75 |

Choose the correct answers from the drop-down menus to complete the sentences.

1 was the warmest.

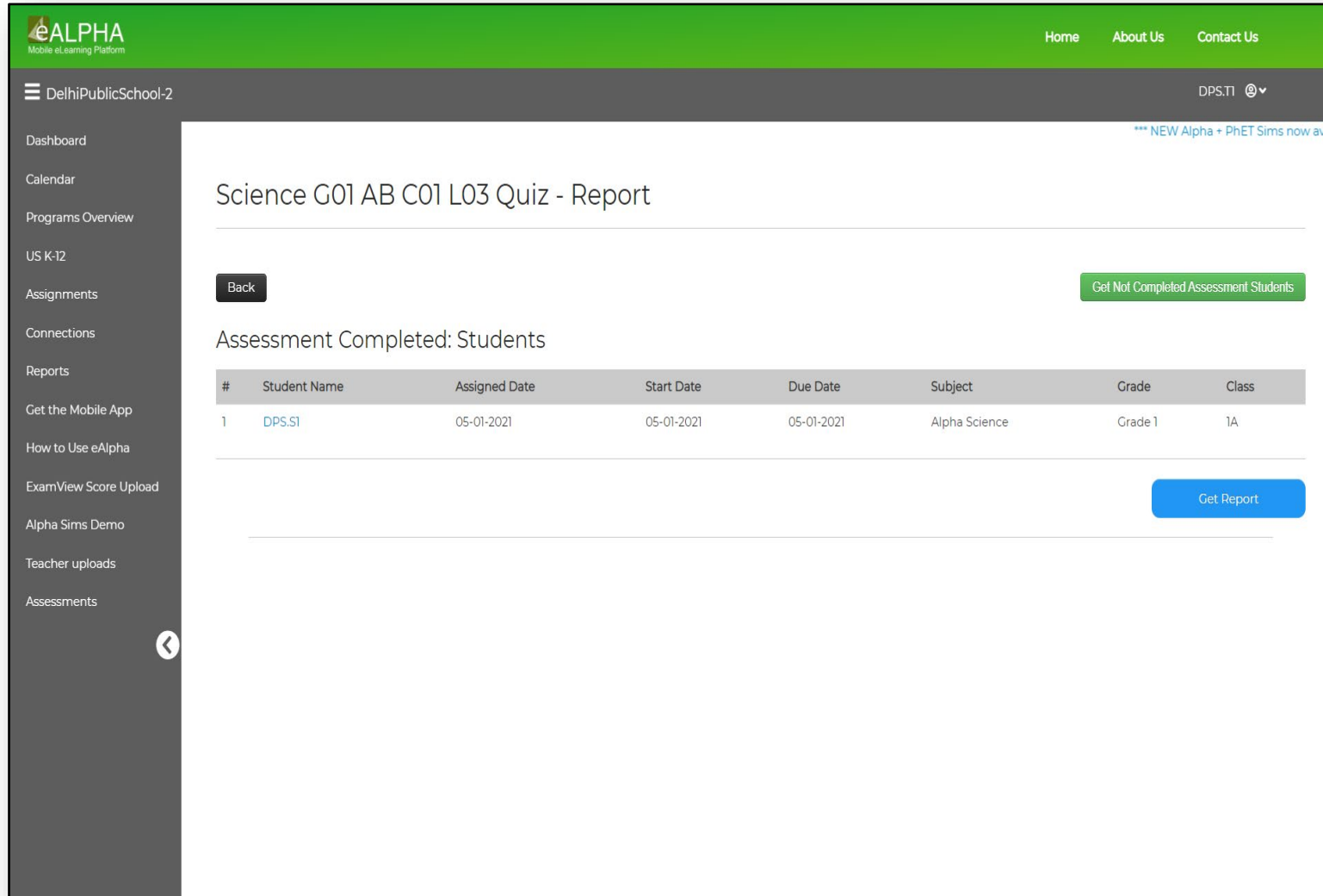
2 was the coldest.

If the scientist hadn't recorded her data, 1 which day was the hottest or coldest.

Correct answers:

1 Friday 2 Wednesday 3 would not know

To see more details...



The screenshot displays the eALPHA Mobile eLearning Platform interface. At the top, there is a green header with the eALPHA logo and navigation links for Home, About Us, and Contact Us. Below the header, a dark grey sidebar contains a menu with options like Dashboard, Calendar, Programs Overview, US K-12, Assignments, Connections, Reports, Get the Mobile App, How to Use eAlpha, ExamView Score Upload, Alpha Sims Demo, Teacher uploads, and Assessments. The main content area shows a report titled "Science G01 AB C01 L03 Quiz - Report". It includes a "Back" button, a "Get Not Completed Assessment Students" button, and a table titled "Assessment Completed: Students". The table has columns for #, Student Name, Assigned Date, Start Date, Due Date, Subject, Grade, and Class. A "Get Report" button is located at the bottom right of the table area.

DelhiPublicSchool-2 DPS.T1 @

*** NEW Alpha + PhET Sims now avail

Science G01 AB C01 L03 Quiz - Report

[Back](#) [Get Not Completed Assessment Students](#)

Assessment Completed: Students

| # | Student Name | Assigned Date | Start Date | Due Date | Subject | Grade | Class |
|---|--------------|---------------|------------|------------|---------------|---------|-------|
| 1 | DPS.S1 | 05-01-2021 | 05-01-2021 | 05-01-2021 | Alpha Science | Grade 1 | 1A |

[Get Report](#)

Score report for the student : DPS.S1 Print Report


Student Review

Teacher Scoring

Item 1 0/1


Match each type of weather to the correct picture.

rainy snowy cloudy



1

sunny ×



2

Item 37

0/1

Write a short narrative that uses dialogue to advance the story's plot.

0 / 10000 Word Limit

Enter score (Max score for this item: 2)

Sample answer shown to student

"Hurry up," called Elsa, "we don't want to be late!"

Jacob continued to pile his plate with food. "I don't care if we are late," he replied. "I'm still hungry."

Elsa grabbed Jacob's plate. "You've had enough," she said. "Come on, the car is waiting!"

Item 38

0/1

Write a short narrative that uses sensory language and description to evoke a place or mood.

0 / 10000 Word Limit

Enter score (Max score for this item: 2)

Sample answer shown to student

The wind howled through the pine trees. Angelina, wrapped in a warm shawl, stood on the porch, peering anxiously into the setting sun. Then, suddenly, she heard the sound of wagon wheels. Paul was finally home!

eAlpha Teacher Reports



eALPHA Mobile eLearning Platform
Home About Us Contact Us Technical Support

☰ Mark School
MSE Mark @ ▾

- Dashboard
- Calendar
- Programs Overview
- US K-12
- News Blog
- Assignments 1
- Connections
- Reports
- Reports V1
- Quiz
- Get the Mobile App
- How to Use eAlpha
- ExamView Score Upload


Test A -Reports

Itemwise Report

| Student | Score | 1 | 2 | 3 | 4 | 5 | 6 | 7 | 8 | 9 | 10 | 11 | 12 | 13 | 14 | 15 | 16 | 17 | 18 | 19 | 20 | 21 | 22 | 23 | 24 | 25 |
|---------------|-------|---|---|---|---|---|---|---|---|---|----|----|----|----|----|----|----|----|----|----|----|----|----|----|----|----|
| StudentMath1A | 36% | ● | ● | ● | ● | ● | ● | ● | ● | ● | ● | ● | ● | ● | ● | ● | ● | ● | ● | ● | ● | ● | ● | ● | ● | ● |

Activity - Student Response Report

| Name | Total | Test a | Test... | Test... | Test... | Test... | Test... | Test... | Test... | Test... | Test... |
|---------------|-------|---------|---------|---------|---------|---------|---------|---------|---------|---------|---------|
| | 25pt | mcq 1pt | mcq 1pt | mcq 1pt | mcq 1pt | mcq 1pt | mcq 1pt | mcq 1pt | mcq 1pt | mcq 1pt | mcq 1pt |
| StudentMath1A | 9 | A | B | D | A | C | B | D | B | A | |



Home About Us Contact Us Technical Support

Smart Teacher1 @

- Smart School
- Dashboard
- Calendar
- Programs Overview
- US K-12
- News Blog
- Assignments
- Connections
- Reports
- Reports VI
- Quiz
- Get the Mobile App

Reading Grade 1 Unit 1 Quiz Not A Box; The Cats -Reports

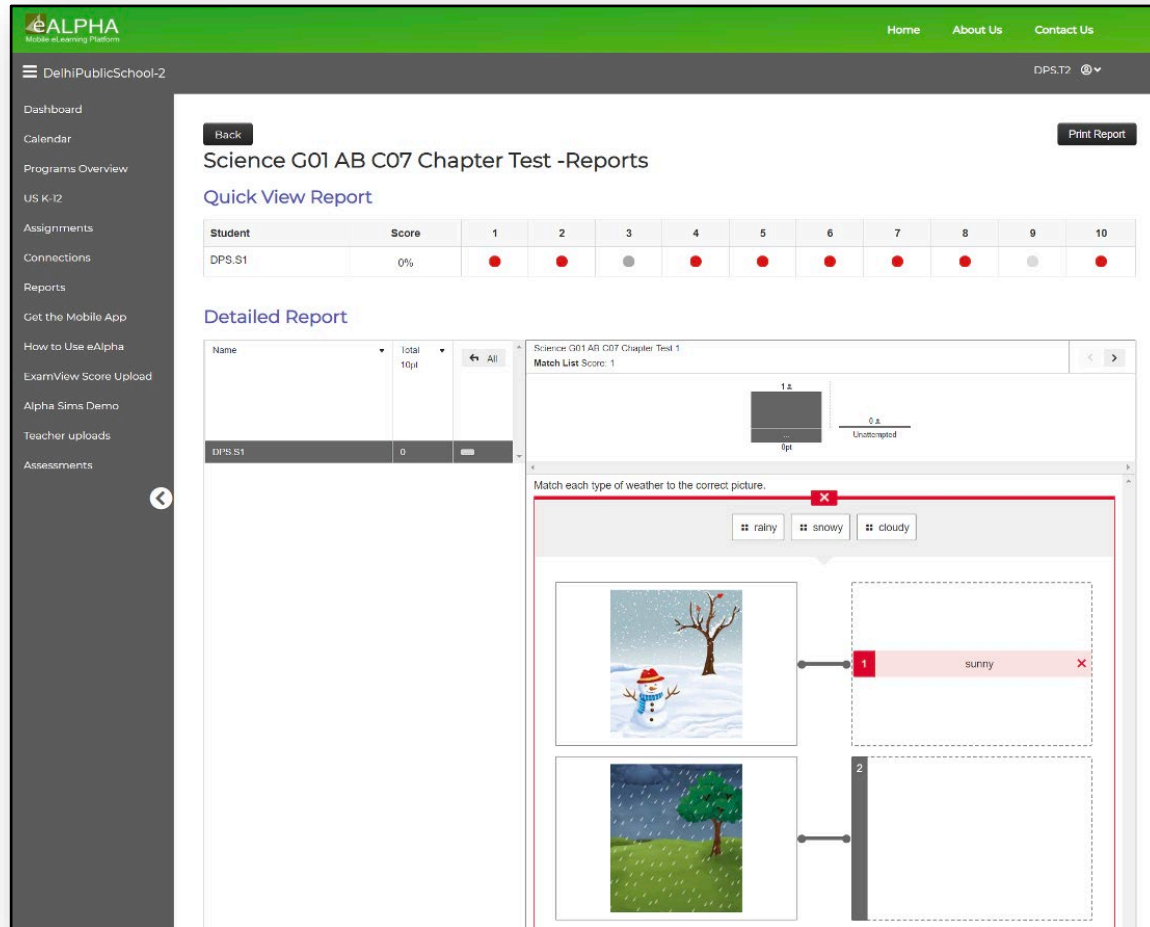
Quick View Report

| Student | Score | 1 | 2 | 3 |
|----------------|-------|---|---|---|
| Smart.Student1 | 67% | ● | ● | ● |

Detailed Report

| Name | Total 3pt | Read... mcq 1pt | Read... mcq 1pt | Read... mcq 1pt |
|----------------|--------------|--------------------|--------------------|--------------------|
| Smart.Student1 | 2 | A ✓ | A ✓ | C |

eAlpha Teacher Reports



eALPHA Mobile Learning Platform

Home About Us Contact Us

DelhiPublicSchool-2 DPS.T2

Back Print Report

Science G01 AB C07 Chapter Test -Reports

Quick View Report

| Student | Score | 1 | 2 | 3 | 4 | 5 | 6 | 7 | 8 | 9 | 10 |
|---------|-------|---|---|---|---|---|---|---|---|---|----|
| DPS.S1 | 0% | ● | ● | ● | ● | ● | ● | ● | ● | ● | ● |

Detailed Report

Name: [dropdown] Total: 10/10 [dropdown] All [dropdown]

Science: G01 AB C07 Chapter Test 1 Match List Score: 1

1. [Image] 0.5 [dropdown] Unattempted

Match each type of weather to the correct picture.

rainy snowy cloudy

1 [Image] 1 sunny [dropdown] X

2 [Image] [dropdown]

3 [Image] [dropdown]

4 [Image] [dropdown]

Correct answers: 1 snowy 2 rainy 3 sunny 4 cloudy



3 [Image] [dropdown]

4 [Image] [dropdown]

Correct answers: 1 snowy 2 rainy 3 sunny 4 cloudy



How do I see sample answers – exemplars?

How to see sample answers

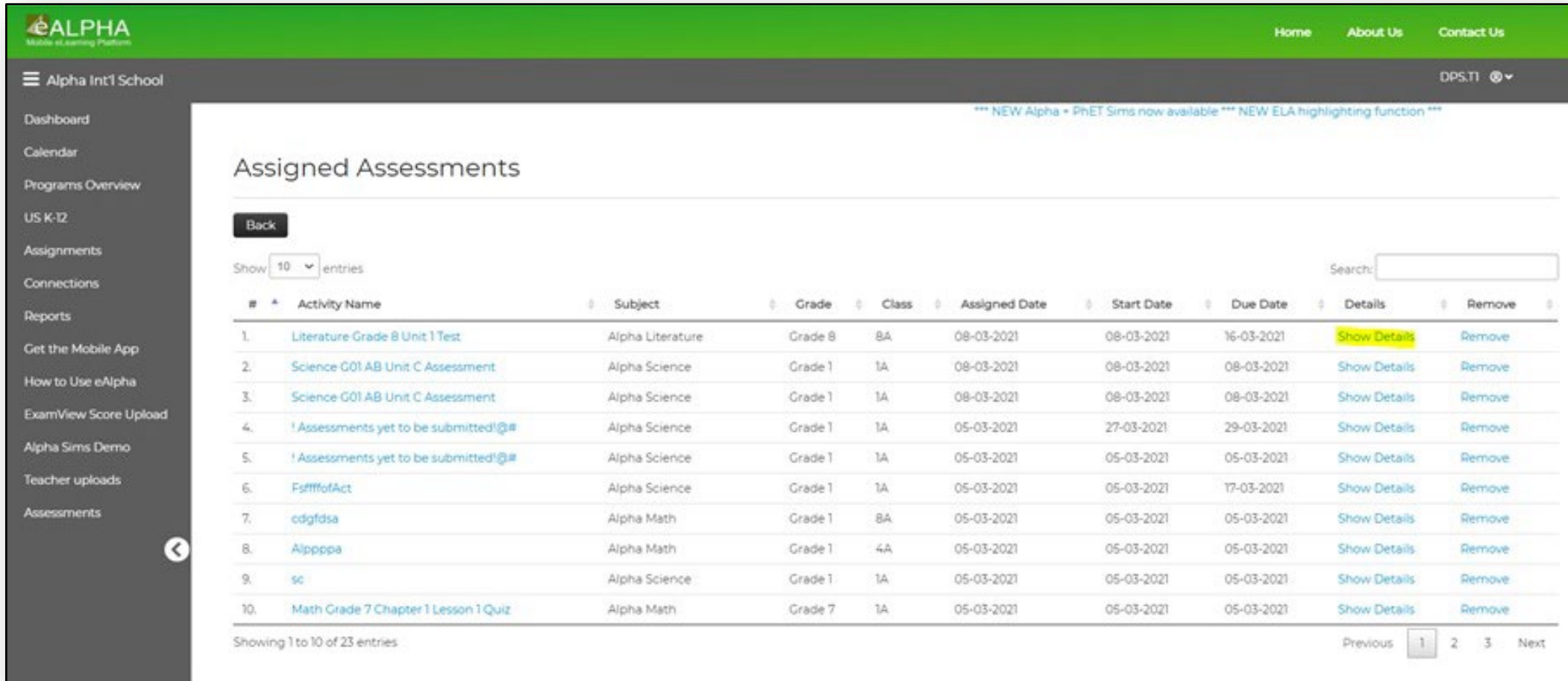


In the Assigned Assessment window:

- Click on “Show Details.”
- Click on “Student’s Name link.”
- Then view items that have sample answers.

Here’s what it looks like...

Click on "Show Details."



Alpha Int'l School

Home About Us Contact Us

DP5.T1

*** NEW Alpha + PHET Sims now available *** NEW ELA highlighting function ***

Assigned Assessments

Back

Show 10 entries

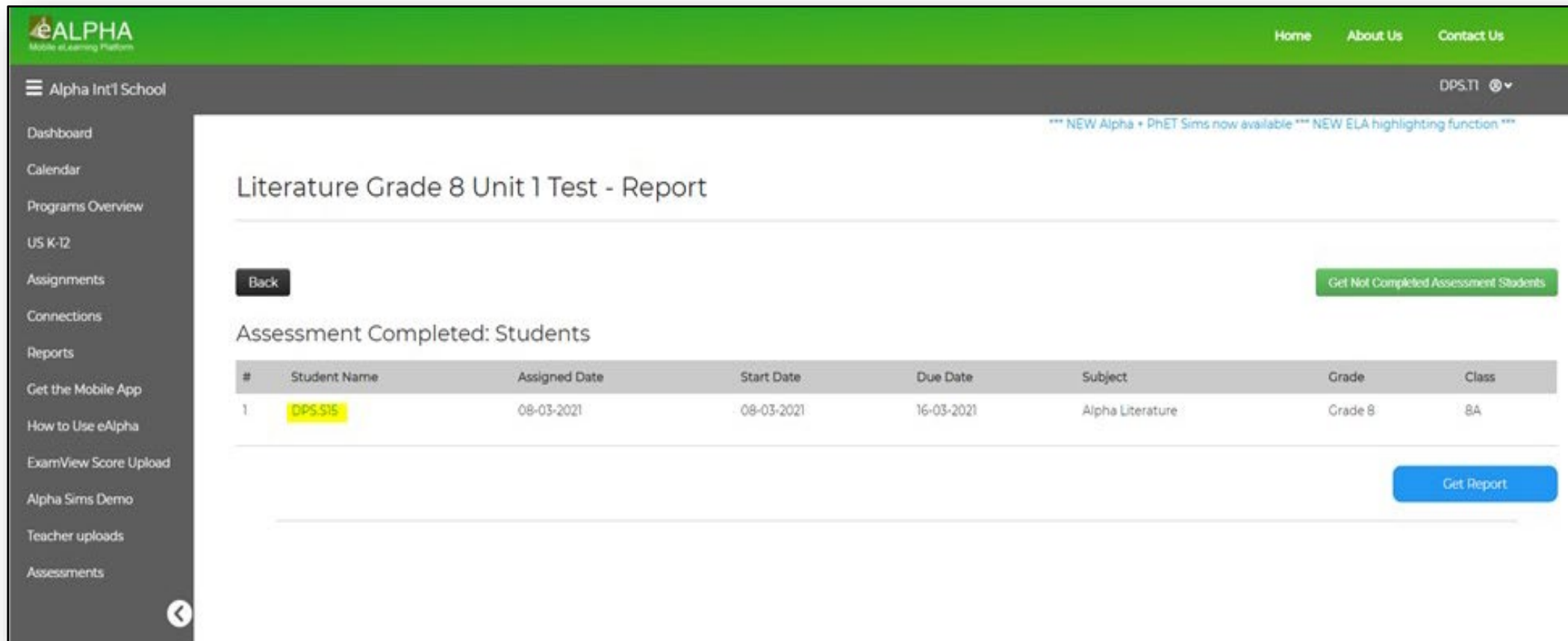
Search:

| # | Activity Name | Subject | Grade | Class | Assigned Date | Start Date | Due Date | Details | Remove |
|-----|--------------------------------------|------------------|---------|-------|---------------|------------|------------|--------------|--------|
| 1. | Literature Grade 8 Unit 1 Test | Alpha Literature | Grade 8 | 8A | 08-03-2021 | 08-03-2021 | 16-03-2021 | Show Details | Remove |
| 2. | Science G01 AB Unit C Assessment | Alpha Science | Grade 1 | 1A | 08-03-2021 | 08-03-2021 | 08-03-2021 | Show Details | Remove |
| 3. | Science G01 AB Unit C Assessment | Alpha Science | Grade 1 | 1A | 08-03-2021 | 08-03-2021 | 08-03-2021 | Show Details | Remove |
| 4. | ! Assessments yet to be submitted!@# | Alpha Science | Grade 1 | 1A | 05-03-2021 | 27-03-2021 | 29-03-2021 | Show Details | Remove |
| 5. | ! Assessments yet to be submitted!@# | Alpha Science | Grade 1 | 1A | 05-03-2021 | 05-03-2021 | 05-03-2021 | Show Details | Remove |
| 6. | FsffffofAct | Alpha Science | Grade 1 | 1A | 05-03-2021 | 05-03-2021 | 17-03-2021 | Show Details | Remove |
| 7. | cdgfdsa | Alpha Math | Grade 1 | 8A | 05-03-2021 | 05-03-2021 | 05-03-2021 | Show Details | Remove |
| 8. | Alppppa | Alpha Math | Grade 1 | 4A | 05-03-2021 | 05-03-2021 | 05-03-2021 | Show Details | Remove |
| 9. | sc | Alpha Science | Grade 1 | 1A | 05-03-2021 | 05-03-2021 | 05-03-2021 | Show Details | Remove |
| 10. | Math Grade 7 Chapter 1 Lesson 1 Quiz | Alpha Math | Grade 7 | 1A | 05-03-2021 | 05-03-2021 | 05-03-2021 | Show Details | Remove |

Showing 1 to 10 of 23 entries

Previous 1 2 3 Next

Click on "Student's Name link."



The screenshot shows the eALPHA mobile learning platform interface. The top navigation bar is green with the eALPHA logo and 'Mobile Learning Platform' text. On the right, there are links for 'Home', 'About Us', and 'Contact Us'. Below the navigation bar, the user is logged in as 'Alpha Int'l School' with a dropdown menu showing 'DPS.T1'. A notification banner reads: '*** NEW Alpha + PhET Sims now available *** NEW ELA highlighting function ***'. The main content area is titled 'Literature Grade 8 Unit 1 Test - Report'. It features a 'Back' button on the left and a 'Get Not Completed Assessment Students' button on the right. Below this is a section titled 'Assessment Completed: Students' which contains a table with the following data:

| # | Student Name | Assigned Date | Start Date | Due Date | Subject | Grade | Class |
|---|--------------|---------------|------------|------------|------------------|---------|-------|
| 1 | DPS-SIS | 08-03-2021 | 08-03-2021 | 16-03-2021 | Alpha Literature | Grade 8 | 8A |

At the bottom right of the table area, there is a blue 'Get Report' button.

Then view items that have sample answers

| | |
|---|--|
| <p>Item 36</p> <p>Write a short narrative about an imagined event, using the first-person point of view.</p> <p>0 / 10000 Word Limit</p> <div style="border: 1px solid gray; height: 40px;"></div> | <p>Enter score (Max score for this item: 2)</p> <input type="text"/> |
| <p>Item 37</p> <p>Write a short narrative that uses dialogue to advance the story's plot.</p> <p>1 / 10000 Word Limit</p> <p>sadfb</p> | <p>Enter score (Max score for this item: 2)</p> <input type="text"/> |
| <p>Item 38</p> <p>Write a short narrative that uses sensory language and description to evoke a place or mood.</p> <p>1 / 10000 Word Limit</p> <p>aDStbn</p> | <p>Enter score (Max score for this item: 2)</p> <input type="text"/> |
| <p>Item 39</p> <p>What is an example of how we change as we grow toward adulthood? Use transitions to help readers understand how and when the change happens.</p> <p>1 / 10000 Word Limit</p> <p>sdxcv</p> | <p>Enter score (Max score for this item: 2)</p> <input type="text"/> |
| <p>Item 40</p> <p>Write a short narrative in which a narrator reflects upon his or her experience and draws a conclusion about what it means to grow toward adulthood.</p> <p>0 / 10000 Word Limit</p> <div style="border: 1px solid gray; height: 40px;"></div> | <p>Enter score (Max score for this item: 2)</p> <input type="text"/> |

[Save Scores](#)



Two important things to know about the student experience

Two things to know...



1. The student calculator feature is disabled.
 - Keyboards are enabled if students need to input answer.
2. Students cannot print any reports.
 - Printing is disabled.